

EARTH COLLECTION

KANO

REF: EA1071 L

DESCRIPTION

Shaped like a Philippine Canoe, our Kano Mid door Pull portrays balance and structure just like the candle-nut tree that was used to make canoes float above water. An ode to old crafts, this Mid Size Door Pull is beautiful for contemporary designs.

MATERIAL

Brass

FINISHES

Polished brass (Also available in Aged & Brushed brass)

DIMENSIONS

Height: 73 mm | 2,87 in

Length: 250 mm | 9,84 in

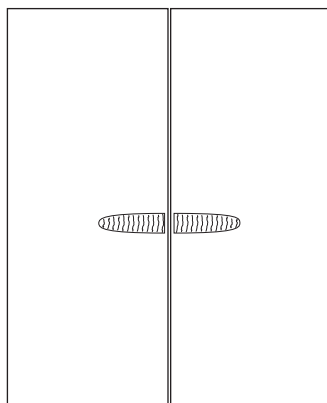
Depth: 115 mm | 4,53 in

WEIGHT

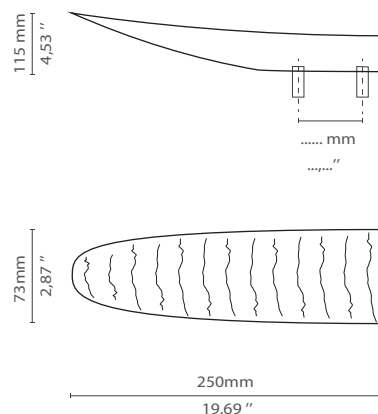
1387 g / 3,06 Lbs

FIXING SYSTEM

M5



Door



EARTH COLLECTION

KANO

REF: EA1071 R

DESCRIPTION

Shaped like a Philippine Canoe, our Kano Mid door Pull portrays balance and structure just like the candle-nut tree that was used to make canoes float above water. An ode to old crafts, this Mid Size Door Pull is beautiful for contemporary designs.

MATERIAL

Brass

FINISHES

Polished brass (Also available in Aged & Brushed brass)

DIMENSIONS

Height: 73 mm | 2,87 in

Length: 250 mm | 9,84 in

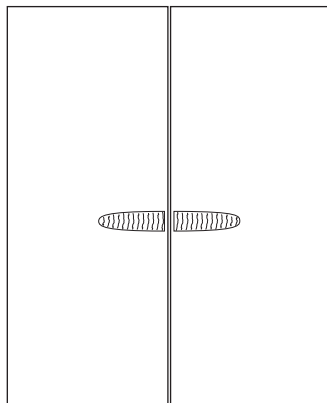
Depth: 115 mm | 4,53 in

WEIGHT

1387 g / 3,06 Lbs

FIXING SYSTEM

M5



Door

