

EARTH COLLECTION



ANTLER

REF: EA1106

DESCRIPTION

Designed as a strong and characteristic extension for any door design, Antler is a mid-size door pull that is set to make quite an impression. Antler presents a series of details carved in brass and it is available in a wide range of finishes and customizable options.

MATERIAL

Brass

FINISHES

Polished Brass (Also available in Aged & Brushed Brass)

DIMENSIONS

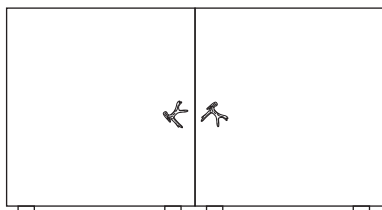
Height: 50 mm | 1,97 in
Length: 78 mm | 3,07 in
Depth: 60 mm | 2,36 in

WEIGHT

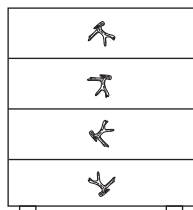
75 g / 0,17 Lbs

FIXING SYSTEM

M5 Screws



Cabinet



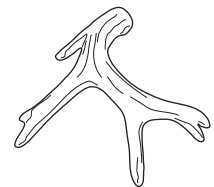
Drawer



60 mm
2,36"



50 mm
1,97"



78 mm
3,07"